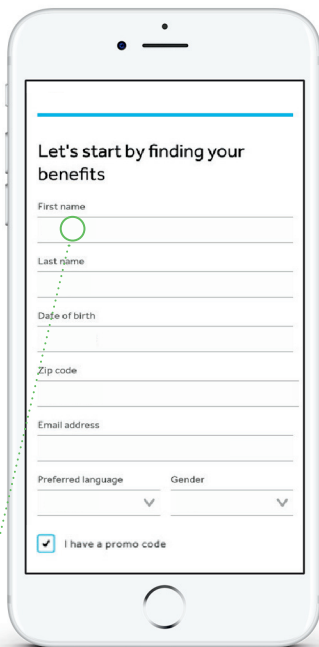




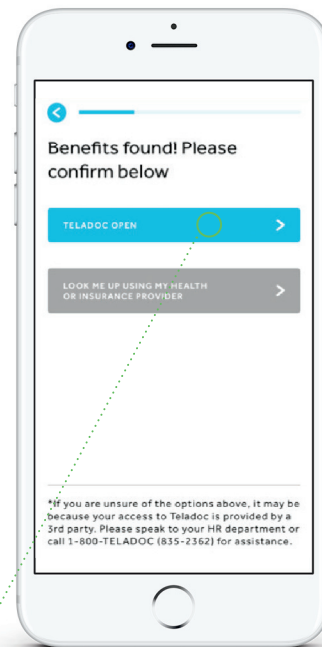
Get started with Teladoc

It's quick and easy to set up your account through our app. Simply download the Teladoc app and follow the four steps you see below.



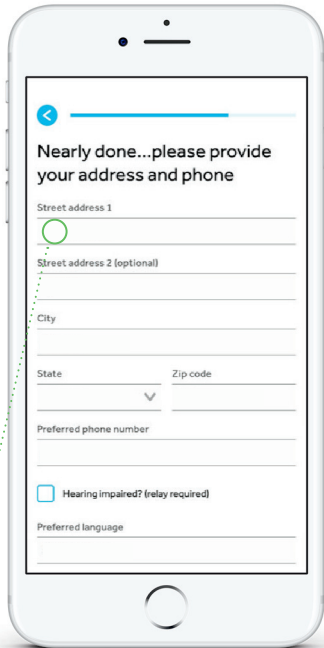
1. Confirm benefits

Provide some information about yourself to confirm your eligibility.



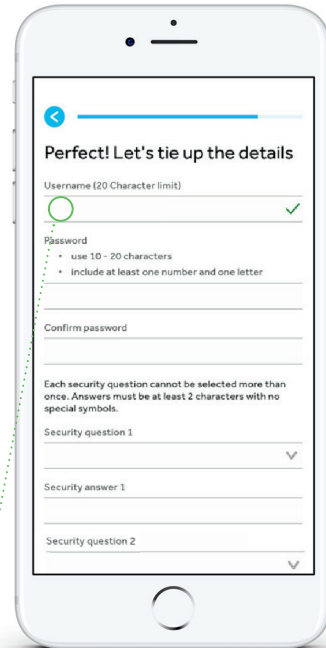
2. Benefit confirmation

We'll confirm that we found your benefits and you'll continue creating your account.



3. Create account

Please provide your contact information and preferred language.



4. Complete account

Create a username, password, and pick security questions to ensure your account is secure.

Download the app to get started today

 1-800-TELADOC (835-2362)

 Download the app

 Teladoc.com